



#HYDESVILLE FAMILY WEEKLY

SPRING TERM 9TH FEBRUARY 2024

A WELCOME FROM THE HEADTEACHER

Dear Parents and Carers,

Half term is here, and I can't believe how quickly time has passed. This week has been amazing. The school's departments have all been quite active.

I would like to thank Mr. Burnham personally for the Stem Challenge. The morning was wonderful; it was heart-warming to watch kids and parents working together.

I also like to thank Miss Fairbrother for planning the Senior School's apprenticeship week activities.

At last, every child has seen a variety of cultures. Today has been amazing, with students engaging in a wide range of activities. I want to express my gratitude to Miss Jenkins and Mrs. Chand for their careful organising of today's activities. Thank you to all of the teachers for their assistance and support with the many activities.

Lastly, I would like to wish everyone a relaxing half-term.

Mrs Samra

#HYDESVILLEFAMILYWEEKLY

AWARDS



Congratulations to the *Star of the week*

Nursery



Zackariya

For being a fabulous member of Nursery, who is a great listener and always engages wholeheartedly in all activities

Reception



Ather A

SPRING TERM 9TH FEBRUARY 2024

#HYDESVILLEFAMILYWEEKLY

AWARDS



Congratulations to the following pupils who have received awards
week ending

| | | |
|--|---------------|----------------------------|
|  | P Saini (Y11) | Grade 5 Piano |
|  | Avaani K (Y6) | Passed Initial Piano Grade |

HOUSE POINTS

Sohan S



50


WEEKLY ROUND UP

Nursery

This week Green Group children have developed their pre-reading skills in a number of ways

To extend our Nursery topic, 'People Who Help Us', the children have also been acting out a Library role play scenario in our very own Hydesville Library, fully equipped with librarians. Green Group used the available resources to use their knowledge of how a library operates combined with their imagination to recreate a fun way of choosing and sharing books in a word rich environment.

We value the importance of imaginative play in the early years as this allows the children to learn critical thinking skills, how to follow simple directions, build expressive and receptive language, increase social skills and learn how manage their feelings.



Kind Hand

Children in Green Group have been talking about 'Kind Hands' and demonstrating how we use our hands to be kind and helpful. Here are some examples: Khushie and Amaya are showing us how they are gentle and not hurting their friends; whilst Nishaan, Saroop and Taziva are being kind by playing together amicably; Veeran, Renayah and Jiya are holding hands. Whilst developing empathy for others, the children are able to foster stronger relationships and achieve better physical and mental wellbeing. Small acts of kindness, such as holding hands, smiling or even saying 'hello' can have a huge impact social, personal and emotional development.



WEEKLYROUND UP

Prep School

Year 3

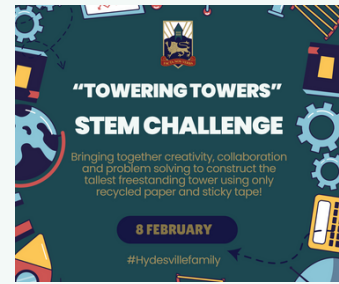


As a member of the Eco committee, Sneha has participated in litter picking for Walsall Council on Sunday at Walsall Arboretum. She realises the importance of environmental awareness and is promoting cleaner greener Walsall.



WEEKLY ROUND UP

Prep School




Calling all innovators and future engineers! On Thursday 8th February, Hydesville Tower School celebrated STEM Day in style with Towering Towers - an epic paper tower competition. Parents and pupils joined forces, unleashing their creativity and teamwork skills to construct the most impressive towers using only paper, sticky tape and imagination.


The school buzzed with excitement as teams collaborated, strategised and cheered each other on. Towers of all shapes and sizes began to take shape, from towering giants to intricate marvels of design. The judges faced a difficult task, as each creation showcased impressive engineering feats and bursts of artistic flair.

But STEM Day wasn't just about competition! The event was a fantastic opportunity for pupils to explore the principles of balance, stability and design, while putting their problem-solving skills to the test. They were also able to spend quality time with parents and friends.

A huge thank you to all those who attended and helped make STEM Day such a memorable experience for the pupils! We can't wait to see what amazing things these budding scientists and engineers achieve next!











Well done!



WEEKLY ROUND UP


Senior School

All year 11 had a visit from NCS – an opportunity for them to meet pupils from other schools after they have finished their exams and be away from home gaining life skills etc. Within the session they were given a task of building the tallest free standing tower out of spaghetti and balancing a marshmallow on the top.

Are you up for spending five days away from home, having fun, learning about yourself, and growing your strengths? Then here's your chance. Go ahead and grab your place on one of three away from home experiences.

You'll stay in a beautiful outdoor location and no matter which of the three experiences you choose, you'll meet a bunch of new friends, explore your adventurous side, and make memories to last a lifetime. It's set to be a fun-filled five days, but you'll never be forced to do any activity, and there'll be time to simply relax and unwind. The price is £95 bringing you everything from life lessons to playlists, skills builders to creative inspiration, fun challenges to positive-impact projects.

<https://wearencs.com/find-programme>



WEEKLY ROUND UP

Senior School



Senior pupils have been working hard in History this term. Year 7 have produced some most impressive pieces of work including their amazing Motte and Bailey Castle models and antiqued letters as victims of the Black Death. Well done to all year 7 pupils for your fantastic efforts.

Additionally, all members of the Senior School community have been involved in commemorating Holocaust Memorial Day during the month of January. They learnt about the horrors of genocide in assembly, created a window display for HMD, were encouraged to individually commemorate the victims of the Holocaust by participating in the national #Lightthedarkness event and submitting entries into the Holocaust Memorial Day Competition. In lessons pupils in Year 9 have undertaken an in-depth study into the events that lead to the Holocaust and considered the experiences of those involved.

This has proven to be a very thought provoking and emotive topic and pupils have demonstrated maturity and empathy throughout. Year 9 pupils also participated in a national webcast event with Holocaust survivor Hedi Argent and Natasha Kaplinski, in which they heard Hedi's harrowing testimony of her experience during the Nazi occupation of Austria and her subsequent escape to Britain. Although this was a challenging subject, pupils were able to ask appropriate and searching questions and found the experience worthwhile and thought provoking.

WEEKLYROUND UP

Senior School



The children loved having the Senior pupils share some stories with them. The senior pupils were a credit to the school, they read with wonderful expression and really engaged the children.



WEEKLYROUND UP

Senior School

In Geography Year 9 have been studying migration. This culminated in every pupil in the year finding out the migration story of their family and how they finally settled here, in the West Midlands. It was fascinating to hear about the range of cultures in the year group and the reasons we all have ended up in the same classroom.

We have people in the school from every continent who have arrived in the West Midlands for a wide variety of reasons. We have pupils from Kenya, Poland, Ireland, India, Pakistan, Iran, Guyana, and other parts of England, to name a few places. The reasons they moved to the West Midlands include education and job opportunities; family, marriage, and love; forced migration due to persecution in Kenya, and coming to watch the football World Cup in 1966 and liking it so much in England that they stayed!



ART

As part of cultural day pupils in Senior school have been looking at African Art this week.



WEEKLY ROUND UP

Senior School

National Apprenticeship Week

Pupils have been busy in form time and during PSHE lessons discovering different pathways after Hydesville and exploring apprenticeships from different sectors. A-Levels and University aren't for everyone and there are many local apprenticeships and degree apprenticeships out there.

Apprenticeships are a great way to launch a career, giving you both vital training and on-the-job experience.


Apprenticeships are available in all kinds of industries - from science, engineering and high-tech industries to drama, marketing or the law.

Year 10 created presentations and delivered to yr 7-9 during their extended form time.

How to apply for an apprenticeship?

One of the biggest barriers to pupils taking up an apprenticeship is the application process. Unlike college or sixth forms, there are no set dates to apply by or set start dates. Its more like applying for a job.

Looking for an apprenticeships this is the main website : <https://www.gov.uk/apply-apprenticeship>



WEEKLY ROUND UP

Safer Internet Day



Safer Internet Day took place on Tuesday, 6 February. Our Internet Safety, Antibullying and Wellbeing Ambassadors helped to raise awareness of a safer and better internet in an assembly last week. As Safer Internet Day coincided with Children's Mental health week, the ambassadors focused on the changes we can make to support our digital wellbeing. Pupils learnt about the new Online Safety Bill which has been introduced to help keep illegal content away from young minds, the "take a break" feature on Instagram which addresses screentime, how to filter comments on TikTok and hiding dislikes on Youtube.

This week, we have been exploring this year's theme "Inspiring Change," in PSHE lessons. Key Stage 3 pupils described how technology and the internet have changed over time and identified the positive and negative impact of tech. Key Stage 4 pupils explored how online content and influencers change the way young people think, feel and act online. Both Key Stages discussed how they would respond to certain online safety concerns and made pledges to make changes online to support mental health.

Cognita Schools employ multiple technologies to help keep our children safe online. School devices are installed with Lightspeed and Smoothwall.

Lightspeed:

- Web filtering: Blocks inappropriate content based on categories
- Student activity monitoring: Tracks online activity to identify potential risks
- Reporting: Provides insights into students' online behaviours

Smoothwall:

- Network security: Safeguards the school network from cyberattacks and malware
- Content filtering: Works in conjunction with Lightspeed to block mature content

If you would like to find out more about how to set parental controls, we are looking at organising a parent workshop next term. If you are interested in attending, we would appreciate it if you could complete the survey using the link so that we can tailor the session to your needs.

<https://forms.office.com/e/bGjr9ZReQv>

Alternatively, you can access "how to" guides on the following link.

<https://www.internetmatters.org/parental-controls>

Cultural Day



SPRING TERM 9TH FEBRUARY 2024

#HYDESVILLEFAMILY WEEKLY

Cultural Day



SPRING TERM 9TH FEBRUARY 2024

#HYDESVILLEFAMILY WEEKLY

Cultural Day



SPRING TERM 9TH FEBRUARY 2024

#HYDESVILLEFAMILY WEEKLY

Cultural Day



SPRING TERM 9TH FEBRUARY 2024

#HYDESVILLEFAMILY WEEKLY

Cultural Day



SPRING TERM 9TH FEBRUARY 2024

#HYDESVILLEFAMILY WEEKLY

Cultural Day



SPRING TERM 9TH FEBRUARY 2024

#HYDESVILLEFAMILY WEEKLY

Cultural Day



SPRING TERM 9TH FEBRUARY 2024

#HYDESVILLEFAMILY WEEKLY

Cultural Day - Lunch



HAPPY
Chinese
new year



SPRING TERM 9TH FEBRUARY 2024

#HYDESVILLEFAMILY WEEKLY

WEEKLYROUND UP

Safer Internet Day

Safer Internet Day 2024 | Tuesday 6 February

Menu



LOWER PREP

Watch [this video](#) and decide what advice you would give to Mo and Jaz?



Play the game on [Think you Know](#) to learn about online safety



Use [TatePaint](#) to paint a picture of your dream device.



UPPER PREP

Use [www.kidgeni.com](#) AI to create artwork showing what technology will look like in 50 years' time.

Try the prompt: a futuristic tablet device



Use [www.kiddle.co](#) to research a new device (smart rings, Apple Vision Pro) and list the benefits and disadvantages.

Use PowerPoint to create a presentation about online safety. Use animation effects (pulse, stop motion paths etc.) to add emphasis and to make things move.

Help! I'm stuck!



Use [www.makebeliefscomix.com/Comix](#) or [Book Creator](#) to tell an online safety story.

Create your own dream device using Paint 3D. What features would you give it and why?

WEEKLY ROUND UP


Safer Internet Day

Online safety tips for parents of pre-school children 0-5 Year Olds

internet matters.org

22% of parents of 3-4-year-olds don't think their child has a good balance between screen time and other activities

* Source: [Ofcom Children and parents: media use and attitudes report 2022](#)



Checklist:

Put yourself in control

Make use of parental controls available on your home broadband and any internet-enabled devices. You can find out how at your broadband provider's website or [by visiting internetmatters.org](#).

Search safely

Use safe search engines such as [swiggle.org.uk](#) or [kids-search.com](#). **Safe search settings can also be activated on Google and other search engines** as well as YouTube and it is possible to lock these so that they can't be inadvertently removed. You can find out more by [visiting the Google Safety Centre](#). Once you've put all of these controls in place have a browse and search for a few things to see what your children might see, if they were to do the same. Remember that voice-activated search works really well now.

WEEKLY ROUND UP

Safer Internet Day

Set boundaries


It's never too early to start setting rules about when and for how long your child can use devices and start to introduce the subject of internet safety at the same time. Encourage children to use devices in a shared spaces like a lounge or kitchen. Make sure to keep other devices out of reach and use passwords so they can't go online without asking you first. It's also a good idea to have tech-free mealtimes and not to allow children to have devices in their bedrooms at this age.

Explore together

Set your homepage to a child-friendly site such as CBeebies and give them a user account which only allows access to sites and apps you've chosen.

Help them learn through games

Games are a great way for young children to explore the internet and learn about the world around them. Choose a variety of safe and educational online games and apps to play with your child so that you'll feel more comfortable with them exploring. Make use of websites and platforms designed specifically for pre-schoolers like CBeebies, YouTube Kids, Nick Jr, and use [age ratings](#) and reviews in the app store to check app suitability.









Know this stuff matters, but don't know where to turn?

Internet Matters is a free online resource for every parent in the UK. We'll show you the best ways to protect your children online – with information, advice and support on all the big online safety issues.

Scan below or visit internetmatters.org for more advice



 [InternetMatters](https://www.facebook.com/InternetMatters)
 [@im_org](https://twitter.com/im_org)
 [@InternetMatters](https://www.youtube.com/InternetMatters)

 [Internet Matters Ltd](https://www.linkedin.com/company/Internet-Matters-Ltd)
 [@internetmattersorg](https://www.instagram.com/internetmattersorg)
 [@InternetMatters_org](https://www.pinterest.com/InternetMatters_org)




WEEKLYROUND UP

Safer Internet Day

Online safety tips for parents of primary school children 6-10 Year Olds

internet matters.org



Checklist:

Agree on boundaries

Be clear about what your child can and can't do online – where and when they can use the internet, how much time they can spend online, the sites they can visit and the type of information they can share. Agree with your child when they can have a mobile phone or tablet.

When you do give them their first device make sure that it is set up appropriately for them with the right parental controls in place. It's a good idea to **introduce tech-free meal times** and encourage them to **keep phones out of the bedroom at night** to help them build a healthy screen time balance.

Put yourself in control

Set parental controls on your home broadband and any internet-enabled devices. Set up a user account for your child on the main device they use and make sure other accounts in the household are password-protected so that younger children can't access them by accident.

Explore together

The best way to support your child online is to **talk to them about what they do online** and what sites and apps they like to use. Be inquisitive and ask them to show you their favourites to check they're suitable.

WEEKLYROUND UP

Safer Internet Day

Search safely

If you let your child search independently, **make sure safe search is activated on Google and other search engines**, as well as restricted mode on YouTube. You can set your default search to one designed specifically for children, such as Swiggle, and can save time by adding these to your Favourites.

Check if it's suitable

The age ratings that come with games, apps, films and social networks are a good guide to whether they're suitable for your child. **For example, the minimum age limit is 13 for several social networking sites**, including Facebook, Instagram, Snapchat and TikTok.

Make use of platforms and services designed with children in mind like CBBC, YouTube Kids, Sky Kids, BBC iPlayerKids. Although sites aimed at under-10s like Spotlite (Formerly Kudos) also have social networking elements. See other similar social networking sites built for kids in our ["Social networks made for kids" guide](#).

Stay involved

Encourage them to use their tech devices in a shared space like the lounge or kitchen so you can keep an eye on how they're using the internet and also share in their enjoyment.

Talk to siblings

It's a good idea to talk to any older children about what they're doing online and what they show to younger children. **Encourage them to be responsible and help keep their younger siblings safe.**



Know this stuff matters, but don't know where to turn?

Internet Matters is a free online resource for every parent in the UK. We'll show you the best ways to protect your children online – with information, advice and support on all the big online safety issues.

44%
of 5-10 year olds
have their own
mobile phone*

81%
use a tablet
to go online*

*Source: Ofcom Children and parents: Media use and attitudes report 2022



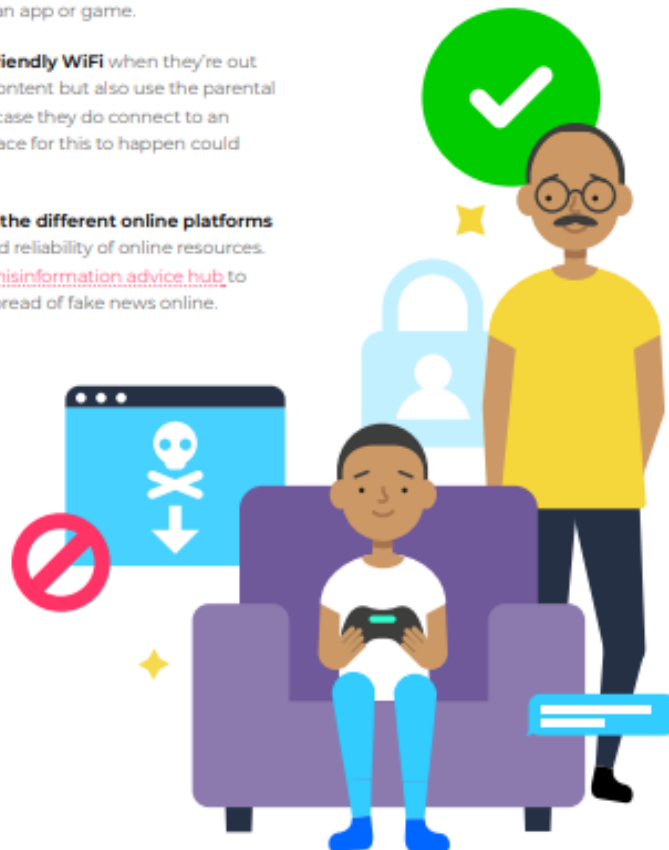
WEEKLY ROUND UP

Safer Internet Day

Learn about it:

Teach your child some simple rules

- Make sure your child knows **not to share personal information** like their phone number or email address online.
- Encourage them to **only talk to real-life friends or family** if they are on sites with a social media or chat element like Roblox.
- **Use privacy settings** wherever they exist to keep their information private - help your child to set these up. Remember that the default on many sites is public.
- **Be a good online friend** and don't say nasty things even if it's just a joke.
- Direct them to use **secure and legal sites to download** music and games to avoid experiencing the risks associated with streaming content from unauthorised sites. Visit our ['Dangers of digital piracy' advice hub](#) for more advice.
- Advise them to **Check attachments and pop-ups for viruses** before they click or download anything and ask if they aren't sure. You can set up their phone/tablet so you need to grant permission before they are able to download an app or game.
- **Encourage them to use Public Friendly WiFi** when they're out and about to filter inappropriate content but also use the parental control tools on the device just in case they do connect to an unfiltered WiFi - the most likely place for this to happen could be at a friend's house.
- **Help them to better understand the different online platforms they use** and judge the quality and reliability of online resources. Take a look at our [fake news and misinformation advice hub](#) to help children spot, and stop the spread of fake news online.



WEEKLYROUND UP

Safer Internet Day

Talk about it:

Tips for a meaningful conversation

- Start conversations when your children won't be embarrassed, for example in the car going home from school. **Try to de-personalise it by asking their opinion on a current news story** that relates to an online issue.
- **Be proactive - don't wait until something has already gone wrong** - discuss issues ahead of time - knowing what children of a similar age are doing will help you know more about the environment that your child is living in.
- **Ask them for advice on how to do something online** and use this as a conversation starter.
- Make sure they know they can come to you if they're upset by something they've seen online - **listen to them when they do and try not to overreact** - the important thing is that they have come and told you!
- **Be sensitive and praise them** when they share their online experiences with you.
- If your child comes to you with an issue, **stay calm and listen without judging them.**
- **Talk about online grooming as you would stranger danger** and explain that people they meet online might not be who they say they are.
- Ask them about things online which **might make them (or others) uncomfortable.**



Deal with it

You can find out where to get help and advice on the [Report issue](#) resource page of internetmatters.org, where we include information on how to report problems – and which relevant organisations and agencies to turn to.

On this page, we also provide information on how to deal with any specific issues you may encounter with your child, such as finding inappropriate content and cyberbullying.


Stay safe at secondary school


Exposure to some of these issues increases when children move up to secondary school so make sure your child is prepared – find out more with our pre-teens age guide at internetmatters.org/advice/11-13


Scan below or visit internetmatters.org for more advice




 [InternetMatters](https://www.facebook.com/InternetMatters)

 [@im_org](https://twitter.com/im_org)

 [@InternetMatters](https://www.youtube.com/InternetMatters)

 [Internet Matters Ltd](https://www.linkedin.com/company/Internet-Matters-Ltd)

 [@internetmattersorg](https://www.instagram.com/internetmattersorg)

 [@InternetMatters_org](https://www.tiktok.com/@InternetMatters_org)

**internet
matters.org**

HAVE A LOVELY HALF TERM



SPRING TERM 9TH FEBRUARY 2024

#HYDESVILLEFAMILY WEEKLY

WEEKLY ROUND UP

Prep School

Assembly Rota

Prep School Assemblies: Spring Term **2023 - 2024**

Prep School Assembly Schedule

Below is the timetable for our **Friday* assemblies** so you can see when your child is taking part. The assemblies will take place in the school hall at 9.00am and parents are welcome to join the coffee morning session the day their child is performing in the dining hall at 8.45am.

| Date: | 12/01/24 | 19/01/24 | 26/01/24 | 02/02/24 | 09/02/24 | 23/02/24 | 01/03/24 | 08/03/24 | 15/03/24 | 20/03/24 | 22/03/24 |
|-------------|--------------------|------------------------------|------------------|---------------------------------------|--|--------------------------|----------------------------|------------------------|-------------------------|--|---------------------------------|
| Class Theme | Mrs Samra New Year | Mrs Chand World Religion Day | Mr Burnham Trust | Mrs Entecott Children's Mental Health | Whole School Cultural Day (Whole School) | Mrs Watson Eco-Committee | Miss Crump Love of Reading | Deacon HW Easter Story | Ms Gibbons Red Nose Day | Y3 to Y6 Musical Theatre Show Wednesday & Thursday | Mrs Chand Awards & Certificates |
| Audience | Internal | Internal | Parents | Parents | Internal | Parents | Parents | Parents | Parents | Parents | Parents |

*Some performances may take place on days other than Friday, see schedule for details.

SPRING TERM KEY DATES

| | | | | |
|--------|--------|-------------------------------------|---|---|
| Monday | 19-Feb | Welcome Back After Half Term | | |
| Tues | 20-Feb | | Year 4, 11+ Preparation Workshop Year 5 & Year 6 Villa Park Trip | |
| Wed | 21-Feb | | Prep Parents' Evening | |
| Tues | 27-Feb | | Year 2 Selly Manor Trip (TBC) | Year 9 DTP /MENACWY Vaccinations 9.00am-3.00pm |
| Thurs | 29 Feb | | Year 5 & Year 6 PSHE Workshop with QMHS | |
| Fri | 01-Mar | Nursery Maths PEG (PM) | | DofE Navigational Skills day Tbc |
| Mon | 04-Mar | | | Careers Week DF |
| Thurs | 07-Mar | World Book Day | | |
| | | | Reception & Year 1 Trip to Black Country Living Museum (TBC) | |
| Fri | 08-Mar | | | Year 8 & Year 9 London Science Museum and Natural History Museum RC Year 8 Full Written Reports Issued |
| Sat | 09-Mar | Open Morning | | |
| Mon | 11-Mar | Ramadan Begins. | | |
| | | Nursery Moderation Week | | |
| Tues | 12-Mar | Nursery Parents' Consultations | | |
| Wed | 13-Mar | | | Year 10 Parents' Evening 4.00-6.30pm |
| Thurs | 14-Mar | Nursery Trip - Solihull Play Town | Year 5 & Year 6 National Space Centre | Year 7 & Year 8 Badminton Trip NIA |

SPRING TERM KEY DATES

| | | | | |
|-------|--------|---------------------------------------|---|---|
| Fri | 15-Mar | RED NOSE DAY | | |
| Mon | 18-Mar | Nursery Assessment Week | | |
| Tues | 19-Mar | | Reception, Year 1 & Year 2 Easter Hat Parade | Year 9 Rock Climbing Trip During Games Lesson |
| Wed | 20-Mar | | Musical Production (PM) | |
| Thurs | 21-Mar | | Musical Production (AM) | |
| Fri | 22-Mar | Nursery Easter Hat Comp & Egg Hunt | | Year 7 To 11 Progress Report Issued to Parents. Year 11 Written Report Issued to Parents |
| Mon | 25-Mar | | Half Term Holidays | Half Term Holidays |
| Tues | 26-Mar | | Half Term Holidays | Half Term Holidays |
| Wed | 27-Mar | | Half Term Holidays | Half Term Holidays |
| Thurs | 28-Mar | | Half Term Holidays | Half Term Holidays |
| Fri | 29-Mar | | Half Term Holidays | Half Term Holidays |
| Mon | 01-Apr | | Half Term Holidays | Half Term Holidays |
| Tues | 02-Apr | | Half Term Holidays | Half Term Holidays |
| Wed | 03-Apr | | Half Term Holidays | Half Term Holidays |
| Thurs | 04-Apr | | Half Term Holidays | Half Term Holidays |
| Fri | 05-Apr | | Half Term Holidays | Half Term Holidays |
| Mon | 08-Apr | Nursery Complimentary Days | Half Term Holidays | Half Term Holidays |
| Tues | 09-Apr | Nursery Complimentary Days | Half Term Holidays | Half Term Holidays |
| Wed | 10-Apr | Nursery Complimentary Days | Half Term Holidays | Half Term Holidays |
| Thurs | 11-Apr | Nursery Complimentary Days | Half Term Holidays | Half Term Holidays |
| Fri | 12-Apr | Staff Inset | | |
| Mon | 15-Apr | All pupils return to school | | |